


Clip-on CT's

Precision current clamps up to 1000 A



The precision clip-on CT's has been designed for the measurements of currents in the range of 100 mA up to 1000 A. Their small size makes them particularly handy when working in cramped spaces such as meter installations or circuit breaker boards.

















1000 A measurement, excellent metrology, high accuracy, height level of linearity, symmetrical coil windings for minimum phase shift, pendular adjusting system for magnetic elements, maximum conductor diameter \varnothing 52 mm











Innovative design, ergonomic shape, handle with finger grips, assisted opening system for jaws (patented system).

Safety standards IEC 1010 600, V CAT III (industry and services), anti-slipping protection, conductor anti-pinching system, etc.

All this unparalleled technology and quality of manufacturing to get the best measurement possible without any complications.

The precision clip-on CT's are compatible with MTE's test equipment to measure perfectly any AC currents, both safely and without breaking the circuit.

<p>Components of the clip-on CT's</p>	 <p>H0H Y0C 100 100 000</p> <p>Hxx xxx xxx xxx xxx</p>	 <p>H0H Y0C 100 100 000</p> <p>H1K Z00 9B1 990 100</p>	 <p>H0H Y0C 100 100 000</p> <p>Hxx xxx xxx xxx xxx</p>
<p>CheckSystem 2.3</p>			
<p>PTS 2.3 C</p>			
<p>PTS 3.3 C</p>			
<p>CheckMeter 2.3</p>			
<p>PWS 2.3 PLUS</p>			
<p>PWS 3.3</p>			
<p>CALPORT 300</p>			
<p>PRS 400.3</p>			
<p>Connector type of dedicated Redel plugs</p>	<p>14 poles, double row keying system</p> 	<p>6 poles, double row keying system</p> 	<p>9 poles, single row keying system</p> 
<p>Error compensation and adaptation boxes</p>	<p>UCT 1000.3</p> 		
<p>Three phase clip-on CT's</p>	<p>For currents up to 1000 A</p>  <p>H25 Y30 000 818 201</p>	<p>For currents up to 1000 A</p>  <p>H25 Y30 000 818 601</p>	<p>For currents up to 120 A</p>  <p>H1H 200 CLP 100 0A1</p>

Components of the clip-on CT	 H0H Y0C 100 100 000  H1K Z00 9B2 170 100	 H0H Y0C 100 100 000  Hxx xxx xxx xxx xxx
PTT 2.1	●	
CheckSystem 2.1		
PTS 2.1		
PTS 3.1		
PSM 2.1		
CheckMeter 2.1		●
PWS 2.3 PLUS		
PWS 3.3		
CALPORT 300		
PRS 400.3		
Connector type of dedicated Redel plugs	14 poles, single row keying system  	9 poles, single row keying system  
Error compensation and adaptation boxes		
Single phase clip-on CT	For currents up to 1000 A  H25 Y10 000 100 000	For currents up to 120 A  H25 Y30 000 818 701

- The clip-on CT's can be exchanged independently of the instruments
- The clip-on CT's are adjusted with the instrument and cannot be exchanged
- The independent clip-on CT's are adjusted with a standard parameter set

Electrical specifications:

Current range: 0.1 A ... 1000 A
Current transformation ratio: 1000:1
Output signal: 1 mA AC/A AC (1 A at 1000 A)
Accuracy and phase shift ¹⁾:

Primary current	0.1 ... 1 A	10 A	50 A	200 A	1000 A	1200 A
Accuracy of output signal	$\leq 3\%$ + 0.1 mA	$\leq 3\%$	$\leq 1.5\%$	$\leq 0.75\%$	$\leq 0.5\%$	$\leq 0.5\%$
Phase shift	Not specified	$\leq 3^\circ$	$\leq 1.5^\circ$	$\leq 0.75^\circ$	$\leq 0.5^\circ$	$\leq 0.5^\circ$

¹⁾ Accuracy specified by manufacturer of clamp-on CT

Mechanical specifications:

Weight: approx. 550 g
Colours: dark grey case with red jaws
Outputs: Safety banana sockets
Dimensions:

